

Wonders

Handwriting

Aa Bb Cc Dd
Ee Ff Gg Hh

www.mheonline.com/readingwonders



Copyright © McGraw-Hill Education

All rights reserved. The contents, or parts thereof, may be reproduced in print form for non-profit educational use with *McGraw-Hill Reading Wonders* provided such reproductions bear copyright notice, but may not be reproduced in any form for any other purpose without the prior written consent of McGraw-Hill Education including, but not limited to, network storage or transmission, or broadcast for distance learning.

Send all inquiries to:
McGraw-Hill Education
Two Penn Plaza
New York, New York 10121

Printed in the United States of America.

20 21 22 23 RHR 18 17 16 15

C

Table of Contents

UNIT 1

The Manuscript Alphabet Review	4
Lines in Letters	5
Letter and Word Spacing	6
Numerals and Punctuation Marks	7
Writing Sentences	8
Signing Up	9
Left-Handed Writers	10
Right-Handed Writers	11
Manuscript to Cursive	12
The Cursive Alphabet	14
Size and Shape	15
Review	16
Taking Tests	17

UNIT 2

Strokes that Curve Up	19
Letters i t	20
Letters e l	21
Words to Write	22
Strokes that Curve Down	23
Letters o a	24
Letters c d	25
Strokes that Curve Over	26
Letters n m	27
Review	28
Taking Tests	30

UNIT 3

Connectives	31
Letters u w	32
Letters b f	33
Letters h k	34
Letters g q	35
Letters j p	36
Letters r s	37
Letters y z	38
Letters v x	39
Review	40
Practice	41

Taking Tests	42
------------------------	----

UNIT 4

Size and Shape	43
Letters A O	44
Letters C E	45
Letters L D	46
Letters B R	47
Letters T F	48
Letters S G	49
Letters I J	50
Review	51
Practice	52
Taking Tests	53

UNIT 5


Spacing Letters and Words	55
Letters M N	56
Letters H K	57
Letters P Q	58
Letters V U	59
Letters W X	60
Letters Y Z	61
Review	62
Taking Tests	63

UNIT 6

Alignment and Margins	65
Numerals	66
Numerals and Math Symbols	67
Punctuation	68
A Short Story	69
A News Article	70
Theme Paper	71
Transition to Two Lines	72
Practice with Small Letters	73
Practice with Tall Letters	74
A Report	75
A Letter	76
Poster	77
A Form	78

The Manuscript Alphabet Review

Circle the letters that spell the name of your state.



Name _____ Date _____

Lines in Letters

Write these letters with straight lines. Then use them to write a word.

E + H F i L I

Write these letters with slant lines.

A y W v k M x

Write these letters with circle lines.

S b D Q o a e

Complete the sentence.

My favorite color is _____.

Circle the letters with slant lines. 

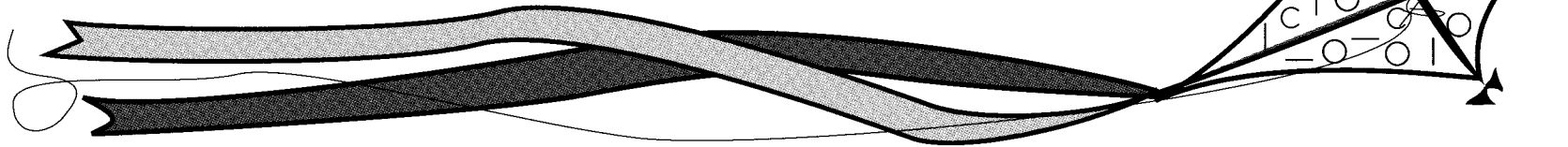
Letter and Word Spacing

Space Between Letters

- not too close
- not too far apart
- space of a pencil point between letters

too close

too far




not like this

Space Between Words

- not too close
- space of a pencil between words

just right

like this



Name _____ Date _____

Numerals and Punctuation Marks

Trace and write the words and numerals.

1 one 6 six

2 two 7 seven

3 three 8 eight

4 four 9 nine

5 five 10 ten

Trace the punctuation marks.

? ! ? ! ? ! ? ? ! ? ? !

Write this sentence:

My cat has 5 kittens!

Name _____ Date _____

Writing Sentences


Write the sentences. Remember to include the correct punctuation.

The world has many endangered

animals. The Asian tiger is one.

The California condor is another.

What can be done to help?



Name _____ Date _____

Signing Up

Fill out the form. Write as neatly as you can.



Sports Club Membership Form



Name: _____

Address: _____

Grade and Class: _____

Interests: _____

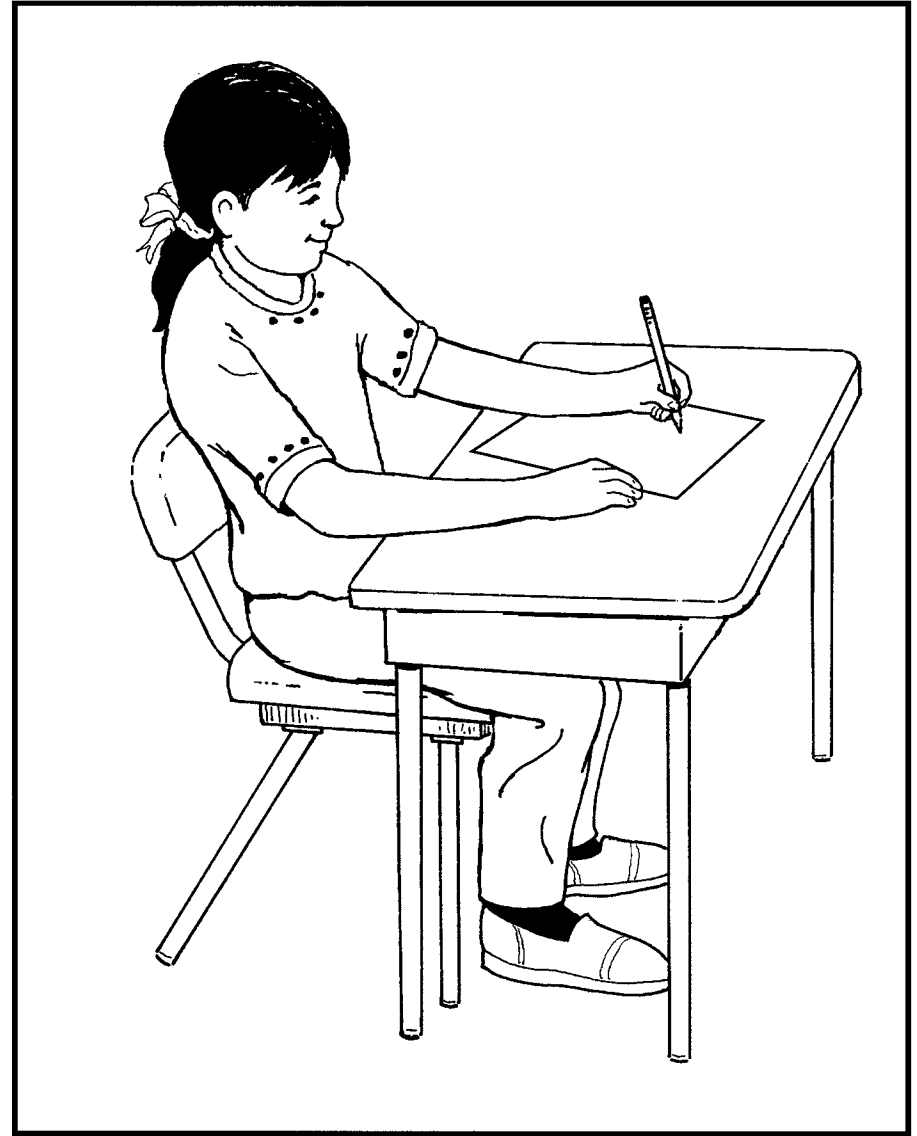
Left-Handed Writers

Sit tall. Place both arms on the table.
Keep your feet flat on the floor.

Slant your paper.

Hold the pencil with your first two fingers
and your thumb.

Cursive Writing Position




Right-Handed Writers

Sit tall. Place both arms on the table.
Keep your feet flat on the floor.

Slant your paper.

Hold the pencil with your first two fingers
and your thumb.


Cursive Writing Position



Name _____ Date _____

Manuscript to Cursive

Circle the cursive letters that are in your first name.




Look at the word in manuscript. Circle the matching word in cursive.



Name _____ Date _____

Circle the cursive letters that begin the names of your favorite characters.



Write the beginning letters of the months of the year in manuscript and in cursive.

The Cursive Alphabet

a b c d e f g h i
j k l m n o p q
r s t u v w x y z

A B C D E F G
H I J K L M N
O P Q R S T U
V W X Y Z

Name _____ Date _____

Size and Shape

Tall letters touch the top line

Make your writing easy to read.



b d h t


Short letters touch the middle line.

o a n m c u w

These letters go below the bottom line.

g f z j p y

Circle the letters that are the right size and shape and sit on the bottom line.



a u x h n d g p
e l b q o f m c

Name _____ Date _____

Review

Write the cursive words in manuscript.

journey over towering van

scattered exit quick zip

January February March

Write a word you can write in cursive.

Taking Tests

Write **True** or **False** to answer each question.

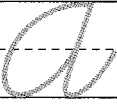



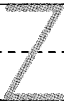
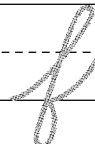
1. Manuscript and cursive letters all look alike. _____

2. In cursive handwriting, letters are connected. _____

3. In manuscript handwriting, letters should not be too close. _____

4. Names of people begin with lowercase letters. _____

Trace and write each letter. Circle your best cursive and manuscript letter.

Taking Tests

Complete each sentence. Choose a word from the word bank.

Word Bank					
circle	top	straight	uppercase	slant	middle

1. The manuscript letters t, E, H, L, F, and I have _____ lines.

2. Tall cursive letters touch the _____ line.

3. The manuscript letters Q, D, o, a, and e have _____ lines.

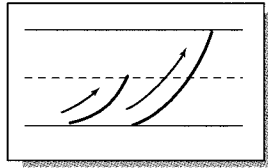
4. Short cursive letters touch the _____ line.

5. The manuscript letters A, M, w, v, and Y have _____ lines.

6. Your first and last names begin with _____ letters.

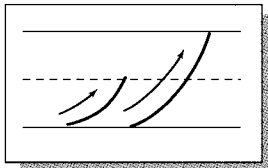
Strokes that Curve Up

Circle each letter whose beginning stroke curves up.



a c e o r s l j g
q p u w b l d f h k

Trace and write the strokes that curve up.



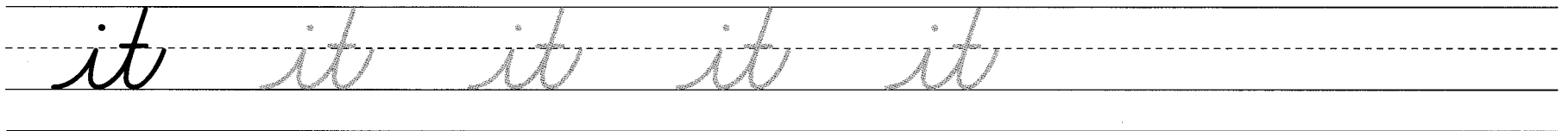
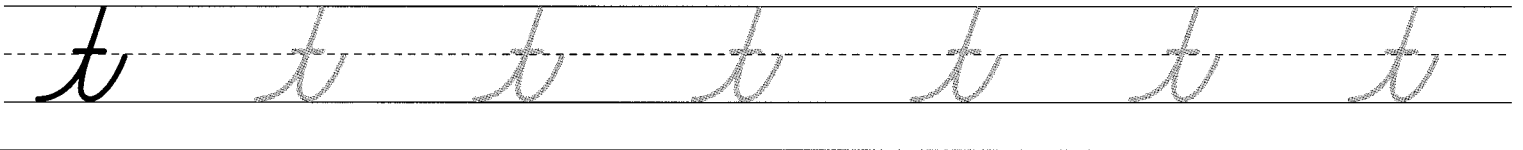

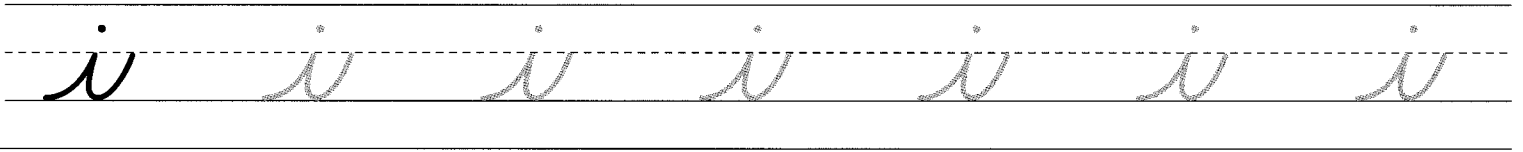

Trace the beginning stroke in each letter. Then write words using the letters.

e e i i j j p p r r s s u u
w w b b f f h h k k l l t t

Name _____ Date _____

i t

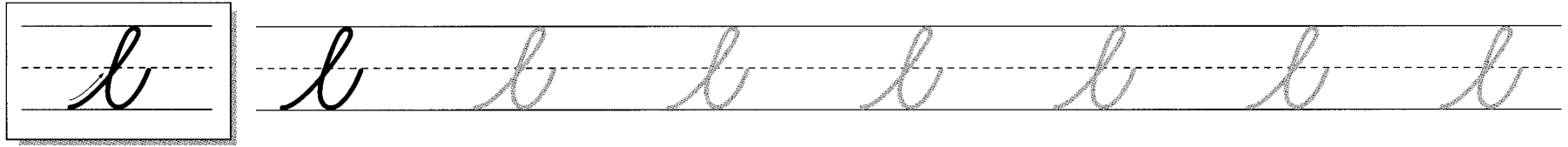
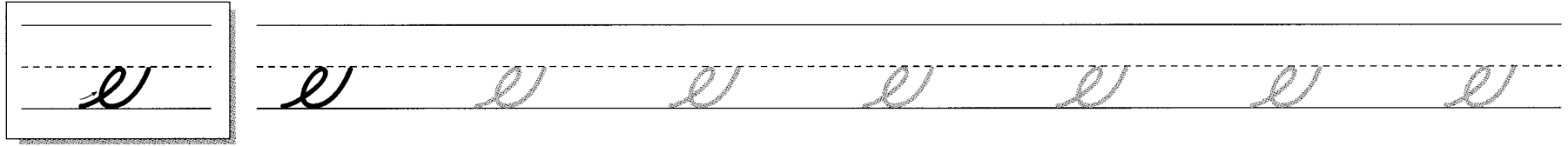
Trace and write the letters. Then trace and write the word.



Name _____ Date _____

e l

Trace and write the letters. Then write the words.



ill lit tie let tile

Name _____ Date _____

Words to Write

Write the words.



Circle your best words.

tell title tie it

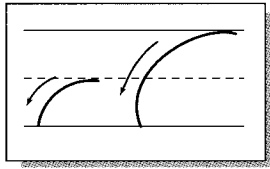
tell title tie it

let tilt lie little

Write a silly title for a book. Use some of the words above.

Strokes that Curve Down

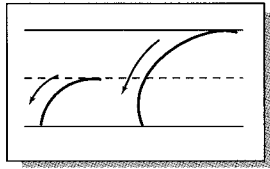
Circle each letter whose beginning stroke curves down.



a c e o n s u w l

g p q j d b f l t h k

Trace and write strokes that curve down.



~~~~~

Trace the beginning stroke in each letter.


a a c c d d g g o o q q

Use three of the letters to name an animal. Write the name.


Name _____ Date _____

o a

Trace and write the letters. Then write the words.



o o o o o o o o



a a a a a a a a


toe toll toil tail ate

tote late oil oat lot


Name _____ Date _____

c d

Trace and write the letters. Then write the words and the phrases.



c c c c c c c c




d d d d d d d d

coat deed load code

moon dance note time

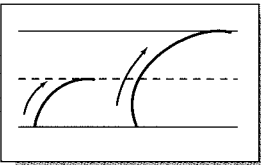
Strokes that Curve Over

Circle each letter whose beginning stroke curves over.



a b c d e f g h i j
k l m n o p q r s t u v w x y z

Trace and write strokes that curve over.



Trace the beginning stroke in each letter.



m m m n n n r r r
x x x y y y z z z

Write words that begin with strokes that curve over.

Name _____ Date _____

n m

Trace and write the letters. Then write the words.

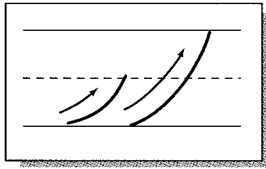


name note moat mitten


tame mail melt mine

Review

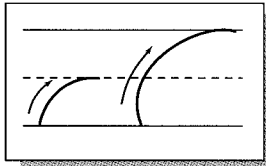
Write the strokes that curve up.



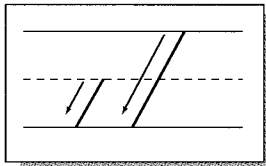
Write strokes that curve down.



Write strokes that curve over.



Write slant strokes.



Name _____ Date _____

Review

Write the words.

Do your tall letters touch the top line? Do your letters slant correctly?



dime needle meal unite

beetle wombat bobcat

wooden undid fence

bow-wow meow ladle

Taking Tests

Write phrases in cursive to answer each question.

Choose a phrase from the answer box.

Answer Box		
a stroke that curves down	all the letters	the top line
with strokes that curve up	the letters m and n	

1. How do the lowercase letters **i** and **t** begin?

2. What kind of stroke is at the beginning of lowercase letter **a**?

3. Which letters in the word *moon* begin with a stroke that curves over?

4. Which letters in the word *list* begin with a stroke that curves up?

5. What line do all tall letters touch?

Name _____ Date _____

Connectives

Trace the connectives.

air tie her met like

an and end in sand

glad just yell zebra games

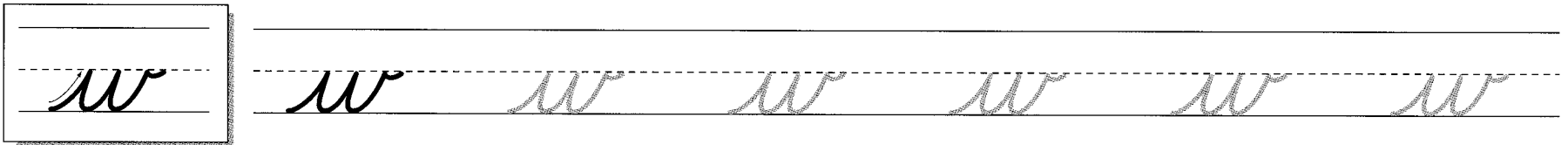

you zy yarn gap lazy jam

five pick feel quite plan

Name _____ Date _____

u w

Trace and write the letters. Then write the words.



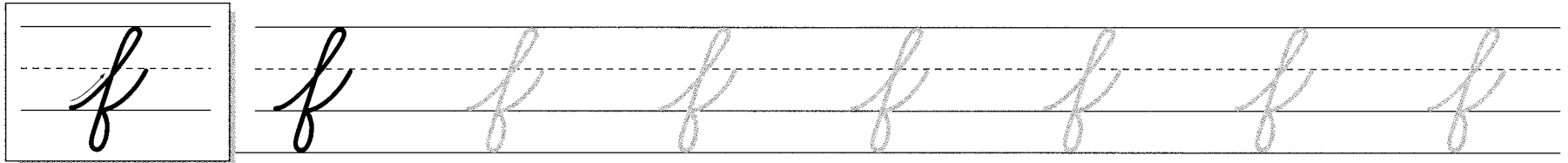
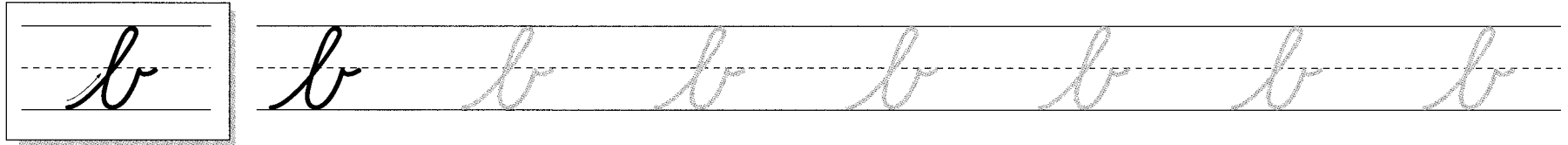
wait wit could would

umm undo uncle lute

Name _____ Date _____

b f

Trace and write the letters. Then write the words and the phrases.



boat fall bubble off

fine food bat and ball

Name _____ Date _____

h k

Trace and write the letters. Then write the words.

h *h* *h* *h* *h* *h* *h* *h*

k *k* *k* *k* *k* *k* *k* *k*

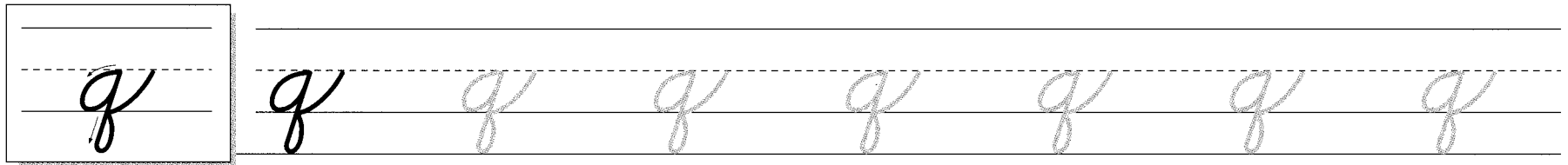
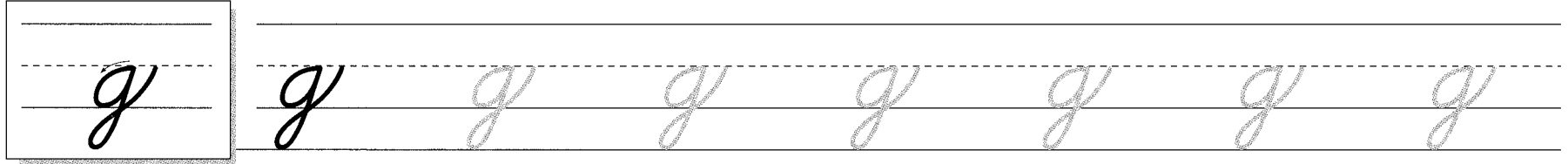
chick hatch kickball

hook kilt luck kite

Name _____ Date _____

g q

Trace and write the letters. Then write the phrases.


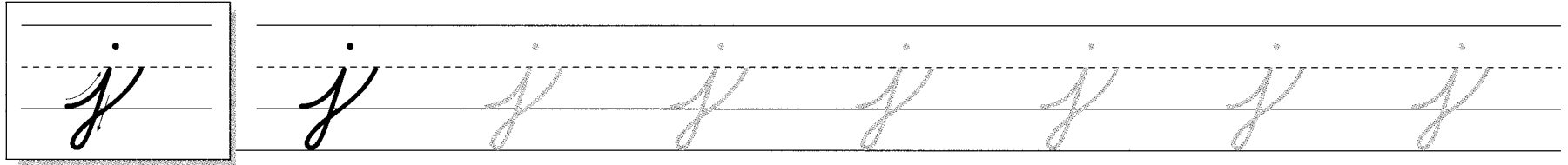


quacked good and loud

quite a fog

j p

Trace and write the letters. Then write the phrases.




pound a beat pull up

to put on an act


Name _____ Date _____

r s

Trace and write the letters. Then write the phrases.



r r r r r r r r



s s s s s s s s

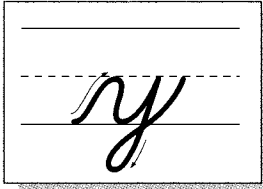
pride and joy set sail

rose blossom rings a bell


Name _____ Date _____

y z

Trace and write the letters. Then write the phrases.



y y y y y y y y



z z z z z z z z

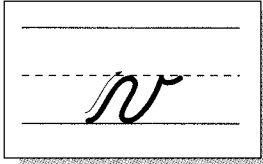
zip code zoom in

pretty yellow azaleas


Name _____ Date _____

V X

Trace and write the letters. Then write the phrases.



v v v v v v v v



x x x x x x x x

x marks the spot

vim and vigor

Name _____ Date _____

Review

Trace and write the phrases. Most of the 26 letters are included.


very huge signs on bus

puppy at the end zone

quickly at second exit

are going home with jam

Circle your best letter.



Name _____ Date _____

Practice

Trace these connectives. Then write the words.

ball oats van wait boat

bird once very when

cut its day nut can

join yard flash pick

Circle your best joining.



Taking Tests

Write a sentence to answer each question.

1. How do you begin a sentence?


2. What kind of cursive letters begin the months of the year?

3. What is the difference between the cursive uppercase letters **T** and **F**?

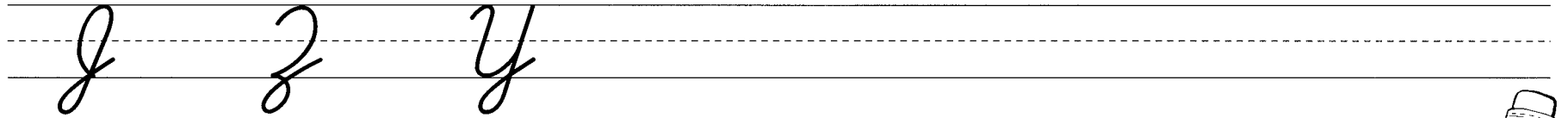
Size and Shape

All uppercase letters are tall letters.

Tall letters should touch the top line.



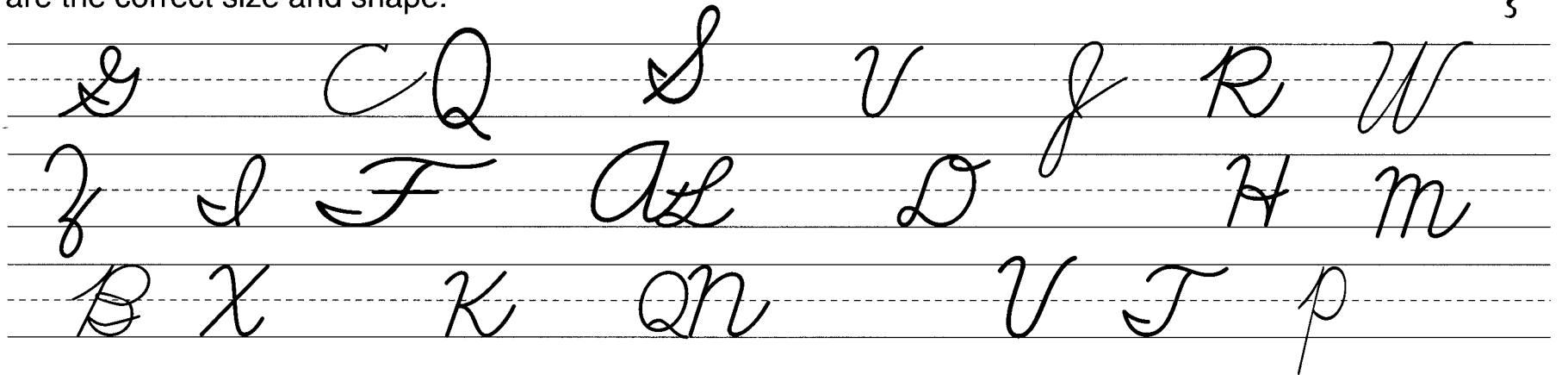
Letters with descenders go below the bottom line.



You can make your writing easy to read.



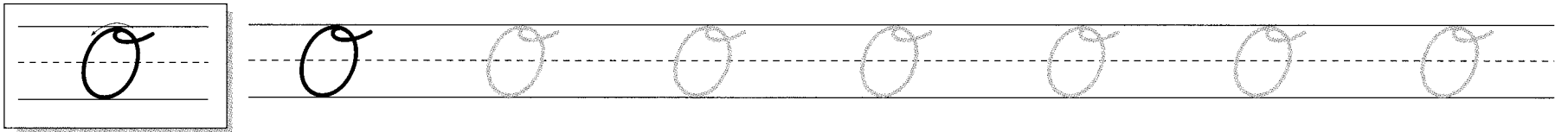
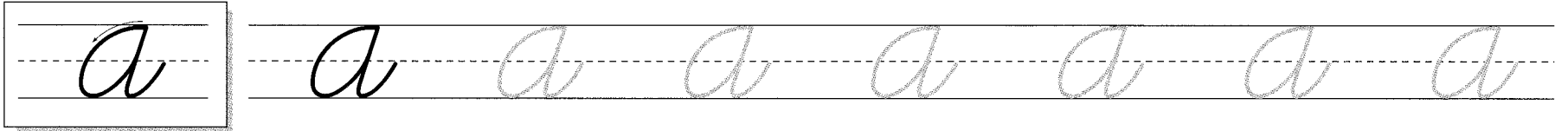
Look at the letters below. Circle the letters that are the correct size and shape.



Name _____ Date _____

A O

Trace and write the letters. Then write the sentences.



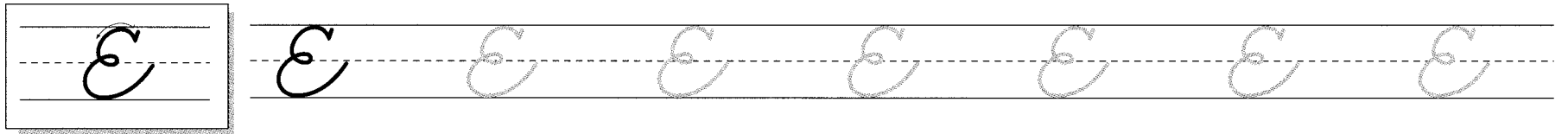
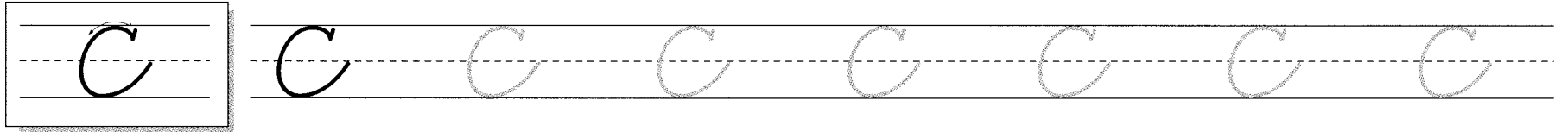
Alice lives in Alaska.

Ollie lives in Oregon.

Name _____ Date _____

C E

Trace and write the letters. Then write the sentences.



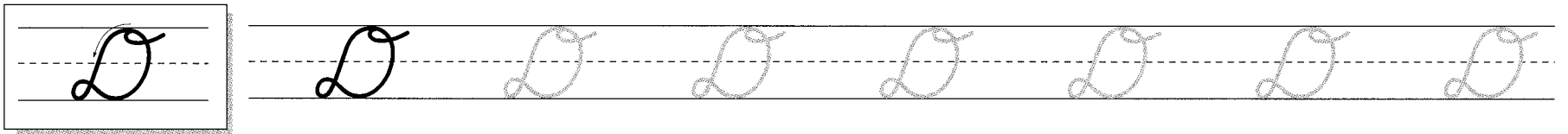
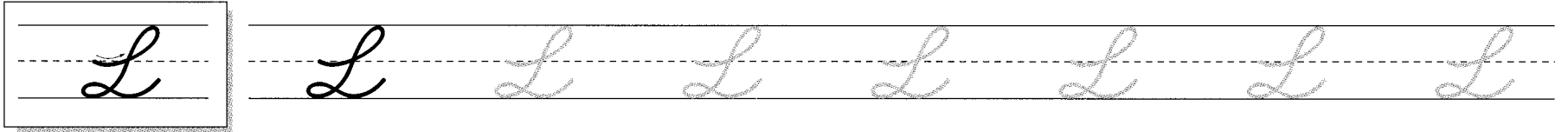
Cecily wants to visit China.

Edward went to England.

Name _____ Date _____

L D

Trace and write the letters. Then write the sentences.



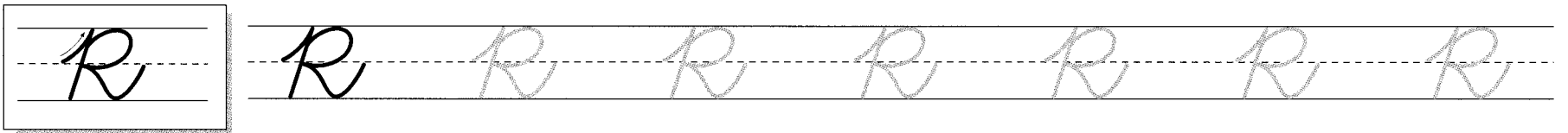
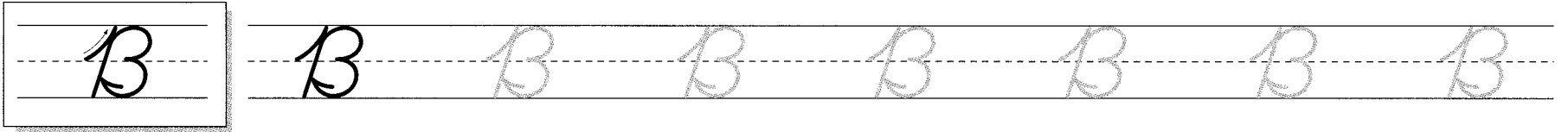
Dad asked Dima to dance.

Leo dined at Dima's house.

Name _____ Date _____

B R

Trace and write the letters. Then write the sentences.




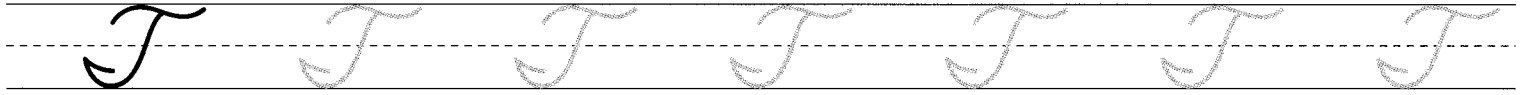

Bess bought a Brazilian bird.

Rick can read some Russian.

Name _____ Date _____

T F

Trace and write the letters. Then write the sentences.



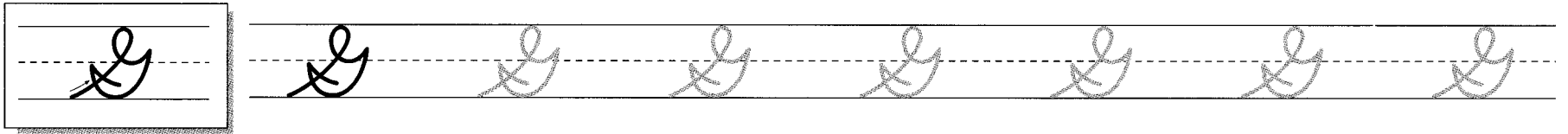
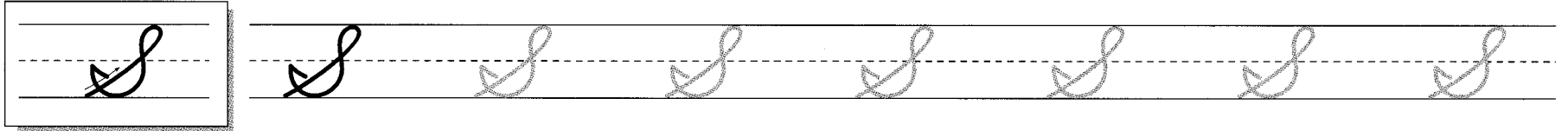
Theodore Roosevelt won.

Franklin D. Roosevelt won, too.

Name _____ Date _____

S G

Trace and write the letters. Then write the sentences.



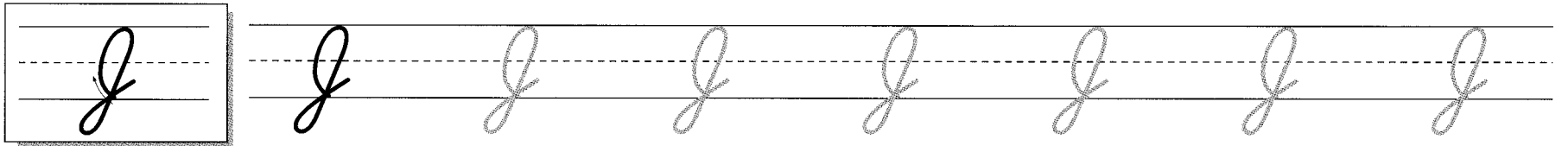
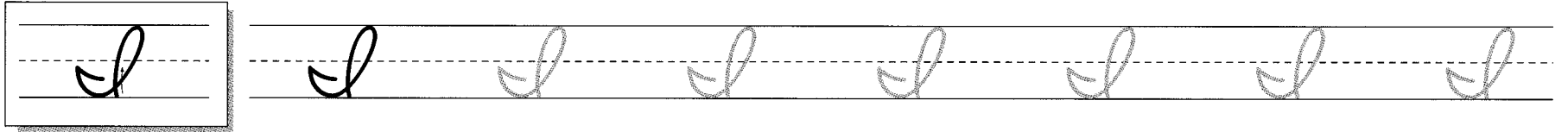
Sue sees Glen on Saturday.

Señora Gomez is the guest.

Name _____ Date _____

I J

Trace and write the letters. Then write the sentences.



Ida is cooking Indian food.

Jack cooks a Jamaican dish.

Name _____ Date _____

Review

Copy the sentences.

Remember to space letters and words evenly.



Do you know the capitals?

Tallahassee, Florida

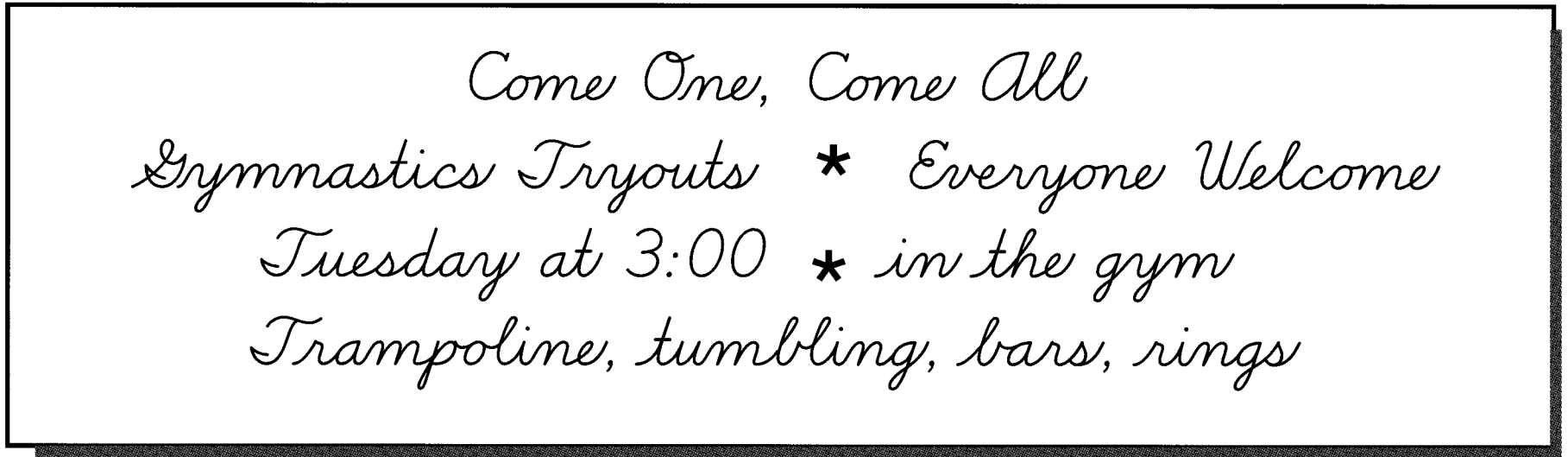
Atlanta, Georgia

Salt Lake City, Utah

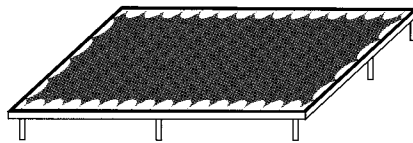


Practice

Copy the poster. Write in manuscript. Which writing works best?



Handwriting practice lines consisting of three sets of four horizontal lines each (top solid, middle dashed, bottom solid, bottom solid).



Taking Tests

Use your best cursive handwriting to fill in the short paragraph that answers the test question. Choose words from the Word Bank.

Test Question: Why is it important to write cursive letters correctly?

Word Bank	
read	send
cursive	words

Correctly written
letters are easy to
They can make
sentences clear. Unclear
words might
wrong message.

Taking Tests

Write an explanation in your best cursive handwriting.

Test Question: Which writing works best when you write a note to a friend? Explain your answer.

I think writing in cursive works best when I write a note because I can write it faster.
Cursive writing also makes the note very personal.

Copy the explanation in the box or write your own.

Handwriting practice lines consisting of solid top and bottom lines with a dashed midline, repeated multiple times for copying or writing.

Name _____ Date _____


Spacing Letters and Words

You can make your writing easy to read.

Letters should not be too close or too far apart.

*These letters are spaced
just right.*

Draw a slanted line between these words to check
that the spacing is as wide as a small o.



Then copy the sentences.



The flowers are in bloom.

Can you smell the flowers?

Name _____ Date _____

M N

Trace and write the letters. Then write the sentences.



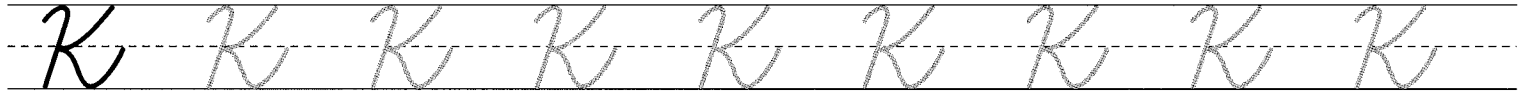


Minnesota, North Dakota, and

Montana are in the midwest.

Name _____ Date _____

H K

Trace and write the letters. Then write the sentences.



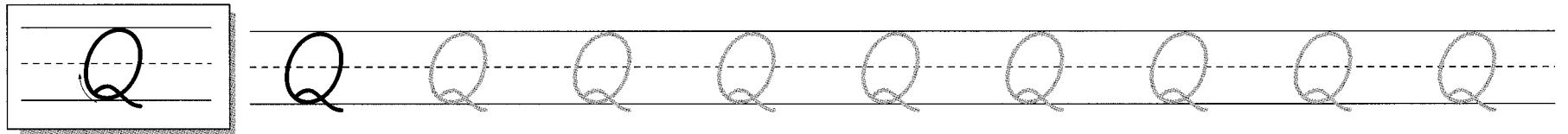

Hank and Kitty like Hanover.

Kyle lives in Kentucky.

Name _____ Date _____

P Q

Trace and write the letters. Then write the words.



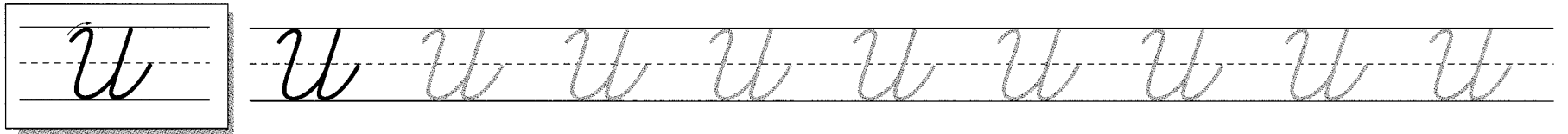
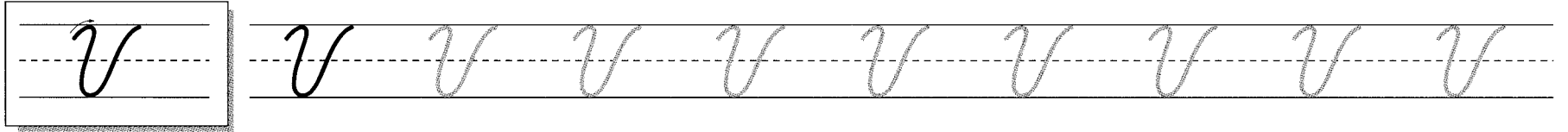
Quebec Quin Quito

Philadelphia, Pennsylvania

Name _____ Date _____

V U

Trace and write the letters. Then write the sentences.



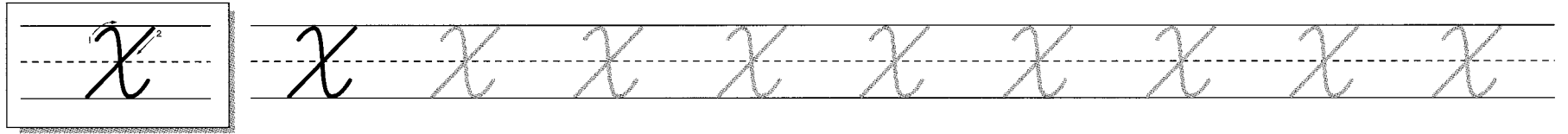
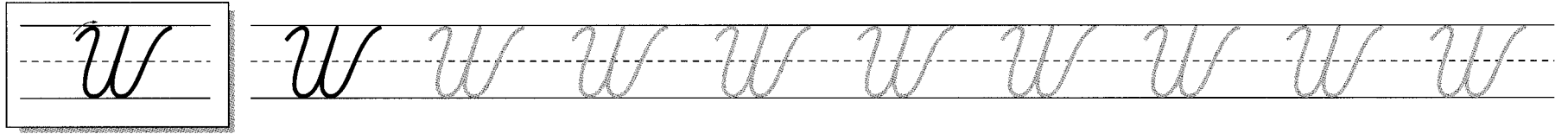
Aunt Violet lives in Vermont.

Uncle Ute lives in Utah.

Name _____ Date _____

W X

Trace and write the letters. Then write the words.





William Washington Wales

X-ray Xavier Xenia X-axis

Name _____ Date _____

Y Z

Trace and write the letters. Then write the words.




Yolanda Yukon Yorktown

Zena Zen Zachary Zimbabwe

Name _____ Date _____

Review


Copy the sentences. Circle your best uppercase letter.



The Lincoln Park Zoo is in
Chicago, Illinois.

The White House is
on Pennsylvania Avenue.

Is there space for a /a/ between words?



Taking Tests

In a writing test, you are sometimes given a prompt. Here is an example.

Prompt: The letters A and O are alike, but also different. Write a paragraph about how the letters A and O are alike and different.

Complete the paragraph that responds to the writing prompt.

The beginning stroke in
both letters curves _____.

The letter O, like A, is closed at
the _____ line. A, unlike O,
is not a round _____ . O does
not connect to other letters like A
does from the _____ line.

Name _____ Date _____

Taking Tests

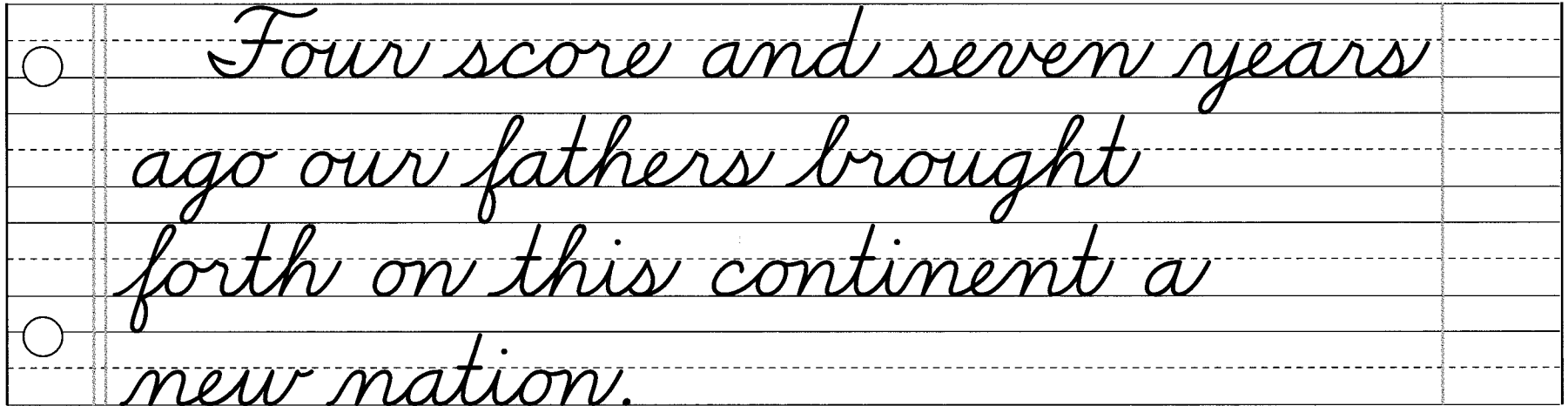
Use your best cursive handwriting to write a paragraph that responds to the writing prompt.

Prompt: The letters P and R are alike, but also different. Write a paragraph about how the letters P and R are alike and different.


The page contains ten sets of handwriting lines. Each set consists of a solid top line, a dashed middle line, and a solid bottom line, providing a guide for letter height and placement in cursive handwriting.

Alignment and Margins

All letters should sit on the baseline and stay within the margins.



Copy as much of the sentence as you can within the margins.



Make sure your writing stays within the margins of the paper.



Name _____ Date _____

Numerals

Trace and write the numerals. Write the words.

1 2 3 4 5

one two three four five

6 7 8 9 10

six seven eight nine ten

Numerals and Math Symbols

Trace and write the math symbols.

$\$$ $+$ \div \div
 $-$ $\$$ \times $+$
 \times $-$ $-$ $-$

Complete the problems.

$=$ $23 + 42 =$ $12 \times 3 =$
 \div $34 + 15 =$ $78 - 25 =$ $\$$
 $+$ $56 \text{ dollars} =$ \times
 $\$ - \$ =$ $\times \div \$ =$ $\times + \$ =$ $\$ - \$ =$ $\times \div \$ =$

Punctuation

Repeat the patterns in lines 1 and 2.

Then write the sentences with correct punctuation.

? ? ? ! ! ? ? ? ! ! ?

! ? ! ! ? ! ? ! ! ?


Did you finish the puzzles

What a great idea that is

Yes, run as fast as you can

A Short Story


Copy the story and punctuate it correctly.



Farmer Fred worked all
alone One day a peddler came
by Look at this he said Wow
what an invention What could
the farmer do

A News Article

Copy the article on lined paper. Add correct punctuation, including quotation marks.



Read All About It

Barytown, May 6 Scientists
have found a fossil of a
dinosaur heart They now
think that some dinosaurs
were mammals This is
amazing news said one
observer

Theme Paper

The last four lines on this page are without the dotted control lines.

Paper lined this way is called theme paper.

This is the paper you will use next year.

Copy the sentences.



Many states have state
trees and flowers.

Texas has the pecan tree and
the bluebonnet flower.

Transition to Two Lines

Write the sentences. In the last two rows, write the sentences without the guidelines.


A robin has many feathers.

An ostrich weighs 300 lbs.

Parrots know about 20 words.

Ducks lay eggs.

Blank handwriting practice lines consisting of solid top and bottom lines with a dashed midline.



Practice with Small Letters

This is your first complete lesson without a dotted control line.

Write your letters and words the same way you have been writing them all year.

A handwriting practice grid consisting of 12 horizontal lines. A vertical dashed line is on the left side. The first line contains the cursive letters: e, u, s, n, a, i, w, m, n, o. The second line contains the words: see, rain, ox, run, mane. The third line contains the sentence: Sam was a curious raccoon. The fourth line contains the sentence: He came across a fox. The remaining lines are blank for practice. There are two small circles on the left side of the grid, one on the second line and one on the tenth line.

Practice with Tall Letters

Practice writing tall letters and words with tall letters.

All tall letters should reach the top line.

A handwriting practice sheet with a vertical dashed line on the left side. The sheet is divided into several horizontal rows. The first row contains the cursive letters 't', 'd', 'l', 'k', 'h', 'b', and 'f'. The second row contains the words 'fall', 'tall', 'doll', 'ball', and 'kick'. The third row contains the sentence 'Tiff makes the best pet.' The fourth row contains the sentence 'Jill likes to pet him.' The bottom of the sheet has a wavy, torn-edge effect. There are two small circles on the left side of the sheet, one near the top and one near the bottom.

A Report

Copy the report on lined paper.

Try to keep your letter height and spacing even without the middle line.

The Platypus


Is the platypus a mammal or a

bird? The platypus lays eggs. So do

birds. The platypus has a bill and

webbed feet. But it also has claws.


What do you think it is?



A Letter

Copy this friendly letter on lined paper.

Make sure the heading, closing, and signature line up.



264 Henry Street
San Francisco, CA 94109
May 3, 2003

Dear Joanna,

I can't wait to see you! We will meet you at the airport on Tuesday. Would you like to go to the Exploritorium on Thursday? We can take a picnic lunch.

Your friend,
Maria

Name _____ Date _____

A Form

Pretend you are applying for a library card. Fill in the form.

Name:
Date of Birth:
Address:
Telephone Number:
Your Parents' Names:
Books You Like to Read:
Signature: _____ Date: _____

Name _____ Date _____

Handwriting practice lines consisting of solid top and bottom lines with a dashed midline, repeated 15 times.

Copyright © McGraw-Hill Education. Permission is granted to reproduce for classroom use.

